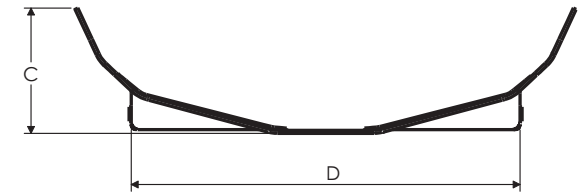
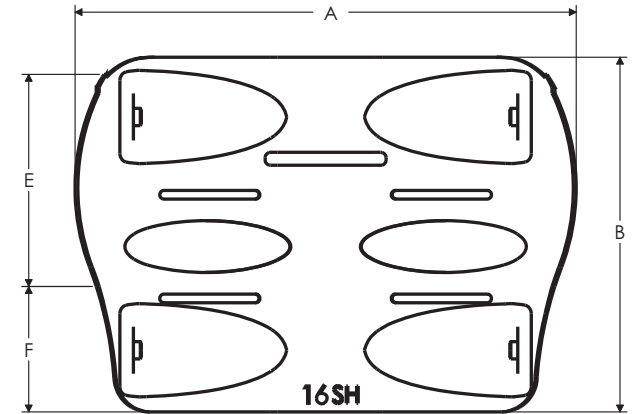
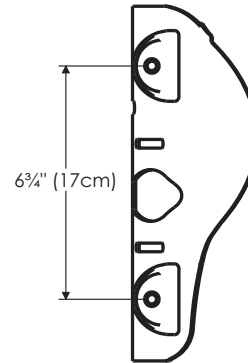
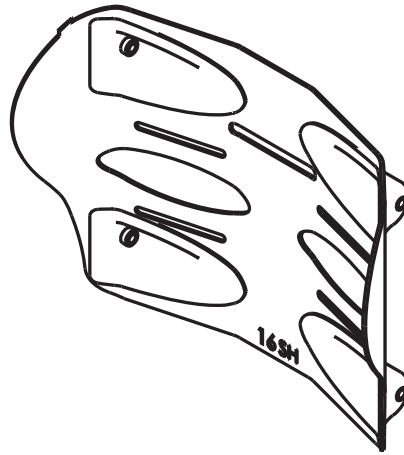


INVACARE®

# Matrix® Elite Short Back



MODEL NO.	A		B		C		D		E		F		TRUNK WIDTH WITH CUSHION		CUSHION DEPTH		OVERALL WIDTH WITH CUSHION		OVERALL HEIGHT WITH CUSHION		OVERALL DEPTH WITH CUSHION		BACK WEIGHT (W/O HDWR)	
	in	cm	in	cm	in	cm	in	cm	in	cm	in	cm	in	cm	in	cm	in	cm	in	cm	in	cm	lbs	kgs
PBE1210	9 3/4	25	10 3/4	27 1/2	3	7 1/2	6 1/4	16	8	20	2	5	8 1/2	21 1/2	3	7 1/2	11 1/2	28	12	31	5 1/2	14	1.8	0.8
PBE1310	10 1/4	26 1/2	10 3/4	27 1/2	3 1/2	9	8 1/4	21	8	20	2	5	9	23	3	7 1/2	12	31	12	31	5 1/2	14	2.0	0.9
PBE1410	12 1/2	32	10 1/4	26 1/2	3 1/2	9	9 1/4	23 1/2	6	15 1/2	3 1/2	9	11	28	3	7 1/2	14	36	12	31	5 1/2	14	2.2	1.0
PBE1510	13 1/2	34 1/2	10 1/4	26 1/2	3 1/2	9	10 1/4	26 1/2	6	15 1/2	3 1/2	9	12	31	3	7 1/2	15	38	12	31	5 1/2	14	2.4	1.1
PBE1610	14 1/2	37	10 1/4	26 1/2	3 1/2	9	11 1/4	28 1/2	6	15 1/2	3 1/2	9	13	33	3	7 1/2	16	41	12	31	5 1/2	14	2.5	1.1
PBE1710	15 1/2	39 1/2	10 1/4	26 1/2	3 1/2	9	12 1/4	31 1/2	6	15 1/2	3 1/2	9	14	36	3	7 1/2	17	43	12	31	5 1/2	14	2.7	1.2
PBE1810	16 1/2	42	10 1/4	26 1/2	3 1/2	9	13 1/4	33 1/2	6	15 1/2	3 1/2	9	15	38	3	7 1/2	18	46	12	31	5 1/2	14	2.9	1.3
PBE1910	17 1/2	44 1/2	10 1/4	26 1/2	3 1/2	9	14 1/4	36 1/2	6	15 1/2	3 1/2	9	16	41	3	7 1/2	19	48	12	31	5 1/2	14	3.0	1.4
PBE2010	18 1/2	47	10 1/4	26 1/2	3 1/2	9	15 1/4	38 1/2	6	15 1/2	3 1/2	9	17	43	3	7 1/2	20	51	12	31	5 1/2	14	3.2	1.5